








Tube Guide – Order of Draw ACT

Contacts

Switchboard (02) 6285 9800
Doctors Service Centre (02) 6285 9803
Bega (02) 6499 0600

Goulburn (02) 4821 4011
Toll Free 1800 807 556
www.capitalpath.com.au

Tube colour and preservative	Tests						Additional Information
 Sodium Citrate	Coagulation APTT D-Dimer INR/PT Fibrinogen Thrombin Time						Tube must be filled to full volume (2.7mL), or short-draw tube (1.8mL). ACD Tubes to be collected first if required
 SST	Clinical Chemistry Albumin Amylase B12 Calcium (Ca) CK Complement Creatinine CRP Electrolytes EPG (Protein) Ferritin Glucose HDL Immunoglobulins G, A, M, E	Intrinsic Factor Ab Iron (Fe) LDL LFT Lipids (Chol+Trig) Lipase Magnesium (Mg) Osmolality Phosphate (PO4) Potassium (K) RHF Sodium (Na) Urea Uric Acid Troponin (Cardiac Enzyme/Marker)	Serology ANA Anti Gliadin Ab CMV DNA Ab EBV Endomysial Ab Hepatitis HIV Measles/Mumps RAST Rheumatoid Factor Rubella Syphilis Thyroid Ab Tissue Transglutaminase	Tumour Markers AFP Ca125 Ca19.9 CEA Free PSA PSA Ca15.3	Hormones DHEAS Cortisol Free T4 Free T3 FSH HCG LH Oestrogen (E2) PTH Progesterone Prolactin Testosterone TFT TSH AMH	Therapeutic Drugs Carbamazepine (Tegretol) Digoxin Gentamicin Lithium Phenytoin (Dilantin) Valproate (Epilim)	SST tube contains a gel layer which enhances serum separation.
 Lithium Heparin	Chromosomes (Karyotype) Tricyclic Antidepressant Therapeutic Drug Levels						Lithium Heparin Gel also collected here.
 EDTA	Haematology FBC (WCC, Hb, Platelets) ESR	HbEPG (+ Serum) Malarial Parasites Reticulocytes	Blood Bank Serology Blood group and antibody screens	Cross matching Group and hold	Other Factor V Leiden Haemochromatosis	HbA1C Lead Red Cell Folate	Special labeling required for Blood Bank Serology. See below.
 Fluoride Oxalate	Glucose GTT						Helps preserve glucose when sample delivery is delayed by greater than two hours.
Labelling requirements	All Specimens must include Surname, Given Name, Date of Birth, Date and Time of Collection		Additional Blood Bank Serology Requirements: The person collecting the blood is to sign or initial the tubes, and complete the Blood Transfusion sheet		Storage and Expiry Collection tubes must be stored at room temperature (15-25degC). Before use, check the expiry date and do not use beyond expiration date.		
HAZARD WARNING: Never inject blood into the tube from needle and syringe.							